

DESCRIPTION & LEARNING OBJECTIVES

You are about to embark on an exciting journey in the world of experiential learning. 'Business Cycle' is an interactive on-line simulation game that will help you experience economic changes and its effects on financial markets over course of many years. The game requires you to apply portfolio management concepts to achieve objectives of the portfolio – maximum risk-adjusted returns. The learning objectives of the simulation experience are to-

1. Apply portfolio management concepts in a simulated environment
2. Understand the importance of “macro picture” in portfolio management
3. Experience the difficulty of making short & long run decisions in face of uncertainty and learn the importance of prudent risk taking
4. Have fun competing against your peers

The mechanics of playing the game are very simple. The game simulates typical business cycle and its effect on financial markets. The game players i.e. Portfolio Managers have to manage a portfolio comprising of Debt, Equity and Other Alternate Assets.

DESCRIPTION OF GAME DECISIONS

As a portfolio manager you have to decide on the weightages of each of the asset class in your portfolio. You should take care to be diversified enough; else a sudden change in the business cycle may catch you off-guard.

You will get to read Economic News, Voices in the Market and also Asset-Class specific comments.

The screenshot displays the 'Portfolio Decisions' interface. On the left is a navigation menu with options: About, New Game, Portfolio Decisions (highlighted), Asset Returns, Portfolio Value, View Competitor, Leader Board, Go To Next Round, and Play in Multiplayer Tournament. The main content area is titled 'Portfolio Decisions' and includes a 'News' section with the headline 'Central Bank to hold Interest Rates Steady' and a sub-headline 'Market Voices: Stock markets had bottomed a year back'. Below the news, the 'Portfolio Value' is shown as ₹10,516,200 and the 'Total' is 100%. The portfolio is divided into three main asset classes: Debt (40%), Equity (30%), and Others (30%).

| Debt 40% | | | | | Equity 30% | | | | Others 30% | | |
|--------------------|----------------|----------|----------|----------|------------|---------------|---------|-----------|------------------|--------|---------------|
| Money-Market Funds | Govt. Security | Corp AAA | Corp BBB | Corp CCC | Commodity | Capital Goods | Finance | Defensive | Agri-Commodities | Metals | Gold - Silver |
| 8 | 8 | 8 | 8 | 8 | 0 | 10 | 10 | 10 | 17 | 7 | 6 |

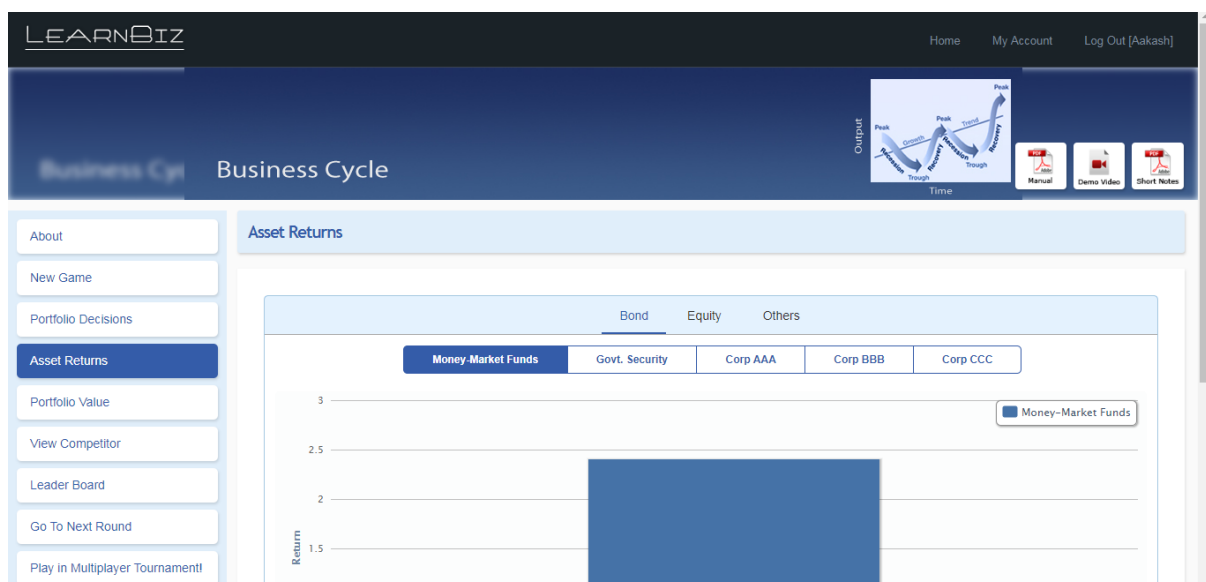
At the bottom, there is a 'Save Input' section with a 'Save' button.

DESCRIPTION OF REPORTS

You are provided with a set of reports at beginning of each period. These reports will help you understand your performance and ways to improve the same. It is critical to clearly understand the reports before you make any decision.

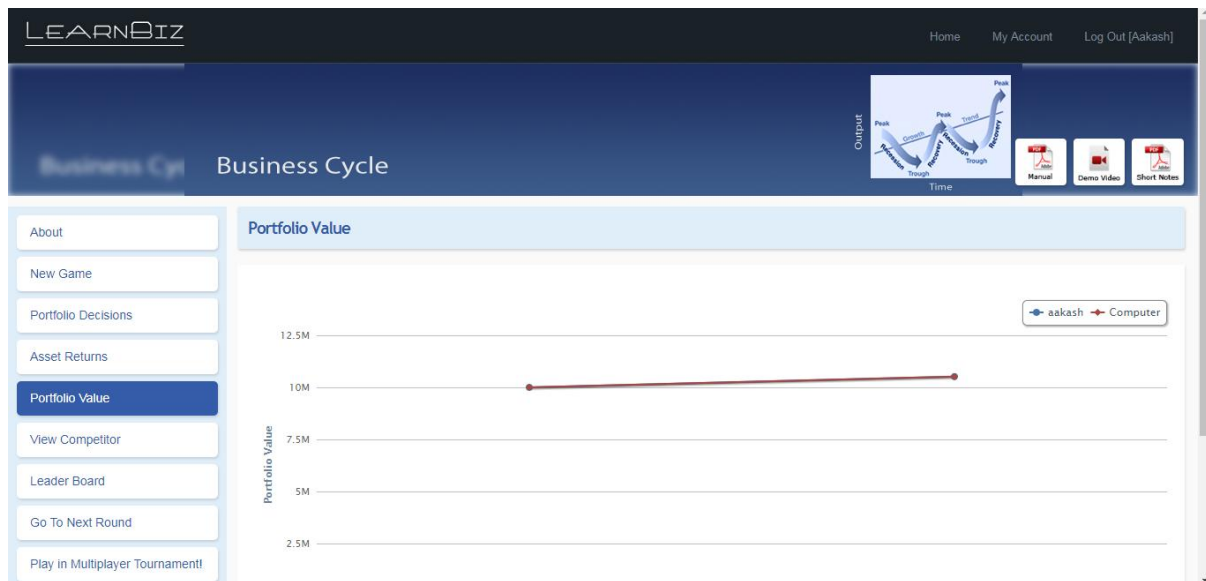
Asset Returns

The asset returns, as suggested by its name, will plot historical returns of asset of your choice.



Portfolio Value

Portfolio Value plots the value of your portfolio against competitors over duration of the simulation.



View Competitor

View Competitor helps you checking the portfolio composition of the various portfolio managers you are competing against.

The screenshot displays the 'View Competitor' interface. On the left is a sidebar with navigation buttons: About, New Game, Portfolio Decisions, Asset Returns, Portfolio Value, View Competitor (highlighted), Leader Board, Go To Next Round, and Play in Multiplayer Tournament!. The main content area has a title 'View Competitor' and a 'Select Player' dropdown menu with a 'Go' button. The dropdown is open, showing options: aakash, Select Player, aakash, and Computer. Below this, a large blue box shows 'Portfolio Value ₹10,516,200' and 'Total 100%'. Further down, three charts show the portfolio composition: Debt (40%), Equity (40%), and Others (20%).

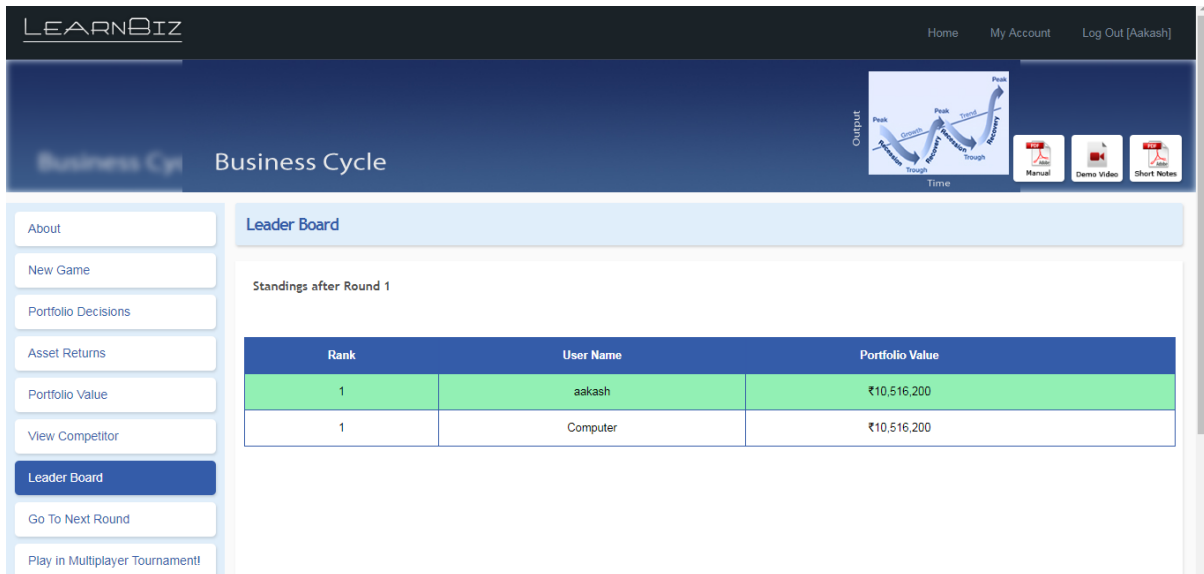
| Debt 40% | | | | |
|--------------------|----------------|----------|----------|----------|
| Money-Market Funds | Govt. Security | Corp AAA | Corp BBB | Corp CCC |
| 8 | 8 | 8 | 8 | 8 |

| Equity 40% | | | |
|------------|---------------|---------|-----------|
| Comm-odity | Capital Goods | Finance | Defensive |
| 10 | 10 | 10 | 10 |

| Others 20% | | |
|-------------------|--------|---------------|
| Agri-Comm-odities | Metals | Gold - Silver |
| 7 | 7 | 6 |

Leader Board

The page will display all various portfolio managers in descending order of portfolio value.



The screenshot shows the 'Business Cycle' section of the LearnBiz application. The top navigation bar includes 'LEARNBIZ', 'Home', 'My Account', and 'Log Out [Aakash]'. The main header features a 'Business Cycle' diagram and links to 'Manual', 'Demo Video', and 'Short Notes'. A left sidebar contains navigation options: 'About', 'New Game', 'Portfolio Decisions', 'Asset Returns', 'Portfolio Value', 'View Competitor', 'Leader Board' (highlighted), 'Go To Next Round', and 'Play in Multiplayer Tournament!'. The main content area is titled 'Leader Board' and displays 'Standings after Round 1'.

| Rank | User Name | Portfolio Value |
|------|-----------|-----------------|
| 1 | aakash | ₹10,516,200 |
| 1 | Computer | ₹10,516,200 |